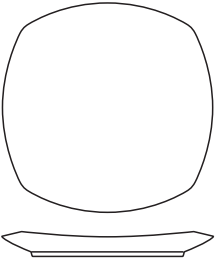

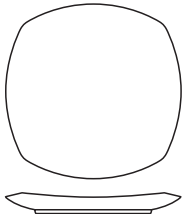



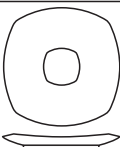
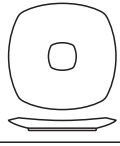



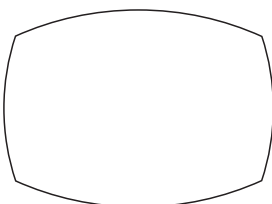
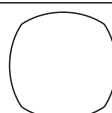









Modelo 2400 - 1

Art.	Dibujo Técnico	Descripción	Información Técnica			
			∅ mm	h mm	Cap. ml.	Peso grs.
77		Plato Playo Dinner Plate Prato Raso	277	33	–	935
18		Plato Hondo Soup Plate Prato Fundo	214	35	200	457
14		Plato Postre Dessert Plate Prato Sobremesa	229	26	–	580
12		Plato Pan Bread/Butter Plate Prato de Pão	153	24	–	232
32		Taza Té Tea Cup Xícara de Chá	91	61	190	165
33		Taza Café Coffee Cup Xícara de Café	60	55	100	91
19		Plato de Té Saucer Pires de Chá	153	24	–	237
15		Plato de Café Saucer Pires de Café	140	20	–	163
27		Azucarera-Quesera Sugar Bowl Açucareiro con Tampa	104	105	310	343
28		Lechera Creamer Leiteira	L = 131 A = 81	106	300	245.5
45		Tetera Mediana Tea Pot Bule de Chá	L = 205 A = 121	152	830	613

Modelo 2400 - 2

Art.	Dibujo Técnico	Descripción	Información Técnica			
			∅ mm	h mm	Cap. ml.	Peso grs.
13		Fuente Rect. Gde. Rectangular Platter Travessa Grande	L = 254 A = 357	27	–	1445
06		Compotera Fruit Salad Bowl Compoteira	140	35	200	212
36		Plato Hondo Soup Plate Prato Fundo	214	48	600	480
47		Jarrita Grande Mug Cup Caneca	–	98	300	236
64		Salero Salt Shaker Saleiro	–	89	–	93
65		Pimentero Pepper Shaker Pimenteiro	–	89	–	93
73		Cremera - Mielera Gde. Creamer Cremeira	–	78	120	112
67		Mnatequera Butter Tray Mantequeira	76	30	65	68
71		Tetera Individual	–	110	380	328